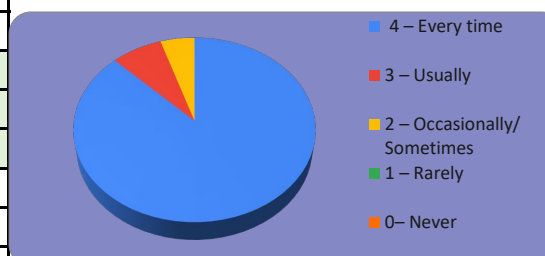
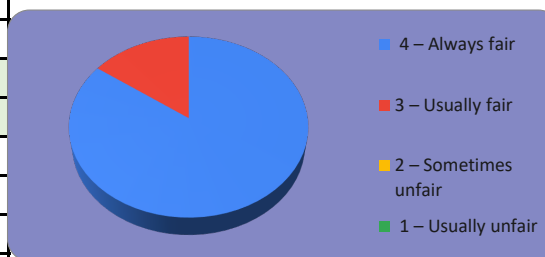
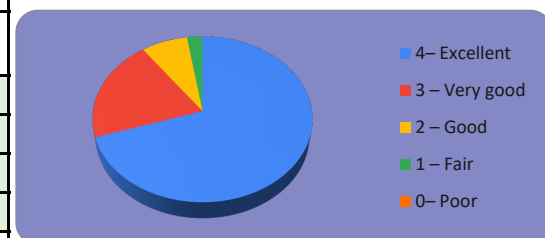
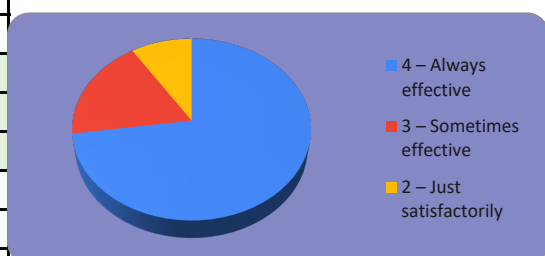
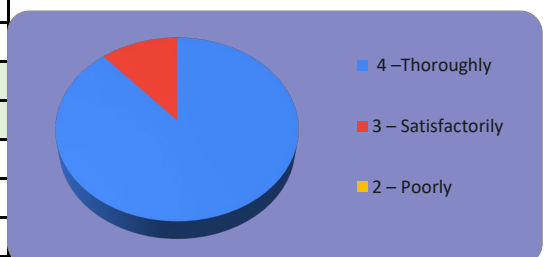
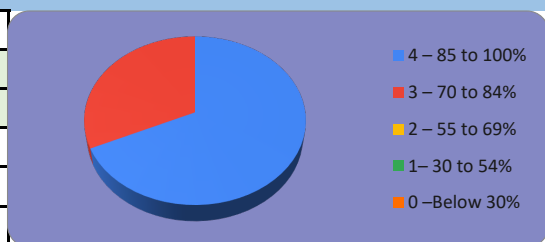
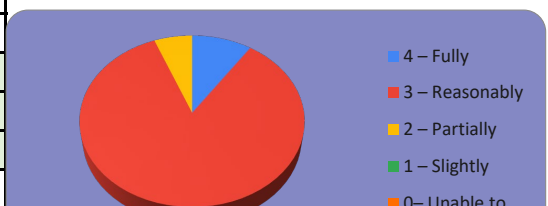
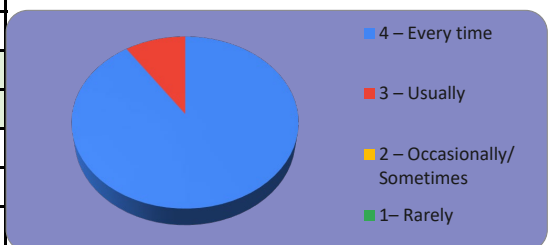
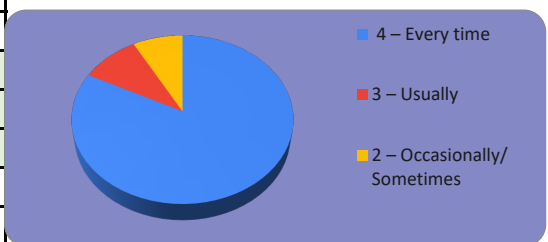
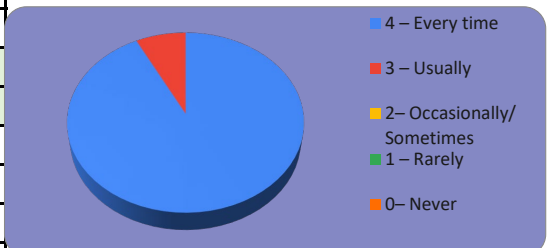
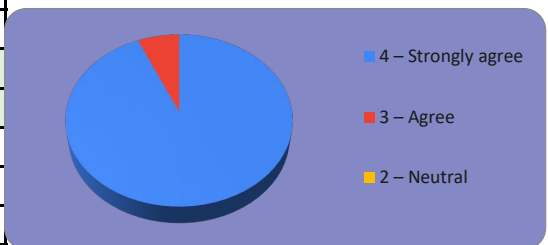
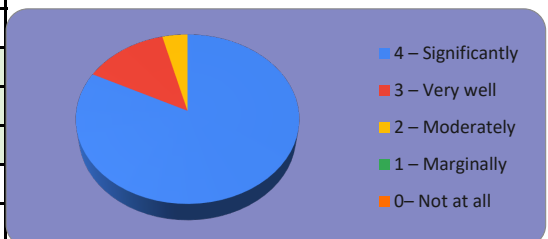
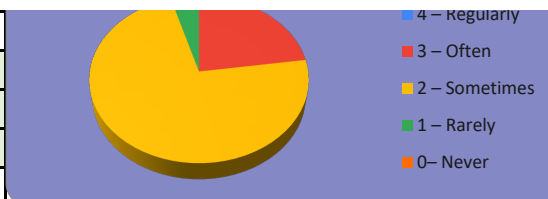


Student Satisfaction Survey 2021-22

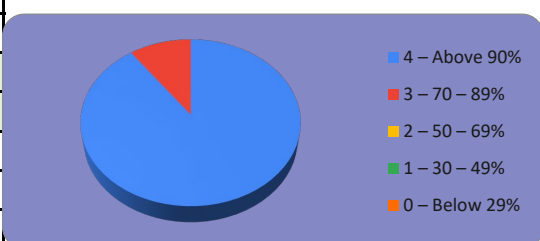
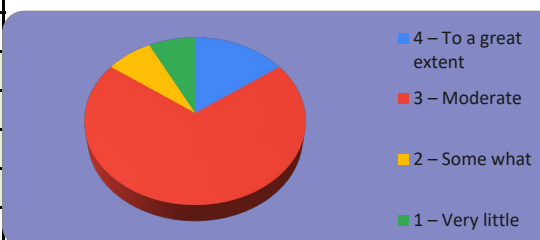
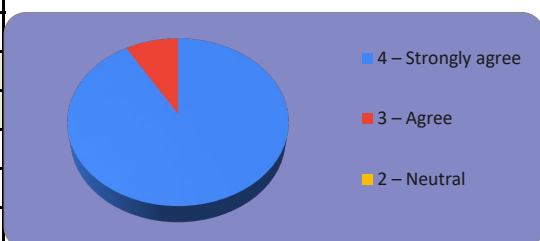
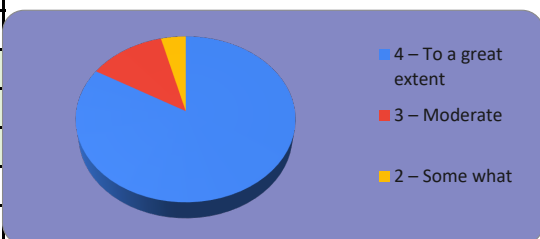
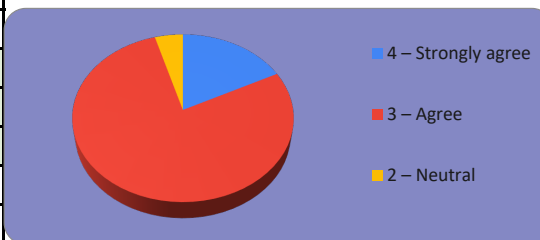
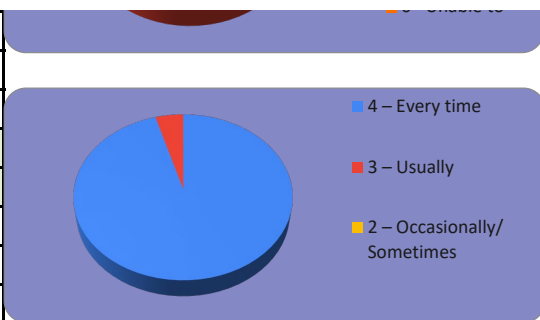
1. How much of the syllabus was covered in the class?	
4 – 85 to 100%	150
3 – 70 to 84%	70
2 – 55 to 69%	
1 – 30 to 54%	
0 – Below 30%	
2. How well did the teachers prepare for the classes?	
4 – Thoroughly	195
3 – Satisfactorily	25
2 – Poorly	
1 – Indifferently	
0 – Won't teach at all	
3. How well were the teachers able to communicate?	
4 – Always effective	160
3 – Sometimes effective	40
2 – Just satisfactorily	20
1 – Generally ineffective	
0 – Very poor communication	
4. The teacher's approach to teaching can best be described as	
4 – Excellent	140
3 – Very good	40
2 – Good	15
1 – Fair	5
0 – Poor	
5. Fairness of the internal evaluation process by the	
4 – Always fair	170
3 – Usually fair	30
2 – Sometimes unfair	
1 – Usually unfair	
0 – Unfair	
6. Was your performance in assignments discussed with	
4 – Every time	175
3 – Usually	15
2 – Occasionally/ Sometimes	10
1 – Rarely	
0 – Never	
7. The institute takes active interest in promoting	




4 – Regularly	
3 – Often	50
2 – Sometimes	160
1 – Rarely	10
0 – Never	
8 . The teaching and mentoring process in your	
4 – Significantly	165
3 – Very well	27
2 – Moderately	8
1 – Marginally	
0 – Not at all	
9. The institution provides multiple opportunities to	
4 – Strongly agree	187
3 – Agree	13
2 – Neutral	
1 – Disagree	
0 – Strongly disagree	
10. Teachers inform you about your expected	
4 – Every time	185
3 – Usually	15
2 – Occasionally/ Sometimes	
1 – Rarely	
0 – Never	
11 . Your mentor does a necessary follow-up with an	
4 – Every time	165
3 – Usually	19
2 – Occasionally/ Sometimes	16
1 – Rarely	
0 – I don't have a mentor	
12 . The teachers illustrate the concepts through	
4 – Every time	181
3 – Usually	19
2 – Occasionally/ Sometimes	
1 – Rarely	
0 – Never	
13 . The teachers identify your strengths and encourage	
4 – Fully	19
3 – Reasonably	169
2 – Partially	12
1 – Slightly	



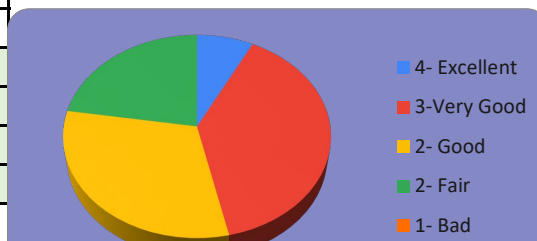
0 – Unable to	
14 . Teachers are able to identify your weaknesses and	
4 – Every time	191
3 – Usually	9
2 – Occasionally/ Sometimes	
1 – Rarely	
0 – Never	
15 . The institution makes effort to engage students in the	
4 – Strongly agree	35
3 – Agree	156
2 – Neutral	9
1 – Disagree	
0 – Strongly disagree	
16 . The institute/ teachers use student centric methods,	
4 – To a great extent	167
3 – Moderate	25
2 – Some what	8
1 – Very little	
0 – Not at all	
17 . Teachers encourage you to participate in	
4 – Strongly agree	183
3 – Agree	17
2 – Neutral	
1 – Disagree	
0 – Strongly disagree	
18 . Efforts are made by the institute/ teachers to inculcate	
4 – To a great extent	30
3 – Moderate	140
2 – Some what	15
1 – Very little	15
0 – Not at all	
19 . What percentage of teachers use ICT tools such as	
4 – Above 90%	180
3 – 70 – 89%	20
2 – 50 – 69%	
1 – 30 – 49%	
0 – Below 29%	
20 . The overall quality of teaching-learning process in	
4 –Strongly agree	160



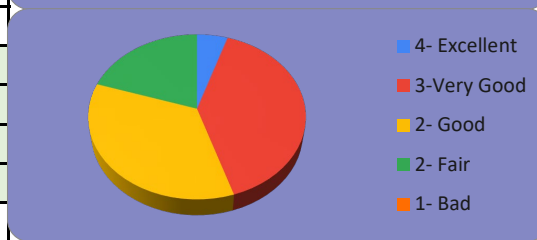
3 – Agree	25
2 – Neutral	15
1 – Disagree	
0 – Strongly disagree	



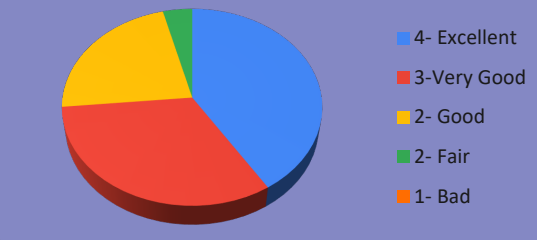
21. How do you think the library material and facilities suit	
4- Excellent	15
3-Very Good	78
2- Good	62
2- Fair	45
1- Bad	



22. How are the physical materials and facilities of the	
4- Excellent	10
3-Very Good	80
2- Good	70
2- Fair	40
1- Bad	



23. In which words will you best express the behavior of	
4- Excellent	82
3-Very Good	65
2- Good	45
2- Fair	8
1- Bad	



24. The teachers are available in the class in a regular and	
4 – Strongly agree	170
3 – Agree	35
2 – Neutral	
1 – Disagree	
0 – Strongly disagree	

